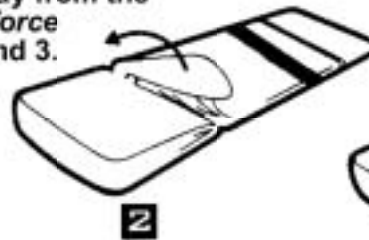




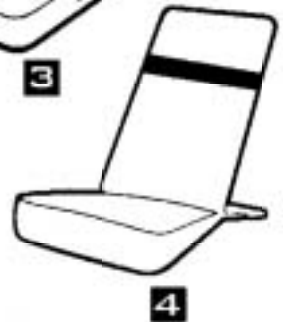
# FOLDING INSTRUCTIONS

## INSTRUCTIONS FOR UNFOLDING

- 1** Gently slide the elastic strap toward the top away from the back, when you do this, an internal spring will force the "foot" of the chair to unfold, per figures 2 and 3. When unfolded, adjust the cover around the corners of the foot so that the cover is smooth and snug.



- 2** Position the seatpad in front of the back as shown in figure 4.



## INSTRUCTIONS FOR STORING

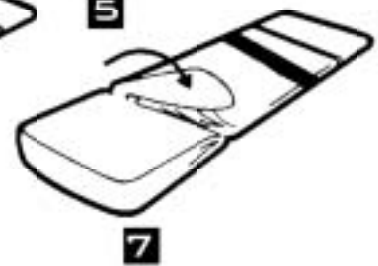
- 1** Place the chair face down with the seatpad extended below the back so that the foot of the chair now extends upward, as shown in figure 5.



- 2** Press either corner of the foot down (you will feel the spring twist) as far as it will go, as shown in figure 6.



- 3** Press down the other corner of the foot so that it folds over the corner you have already pushed down, as shown in figure 7.



- 4** Fold the seatpad toward the top then pull the elastic strap down and around the seat pad. Your chair is now ready for storage.



- 5** Two folded chairs can be stored in less space by nesting them as shown in figure 9!

